

Tips and Tools for Teaching Cyber Ethics

Scott Kupferman, Ph.D.

Assistant Professor, College of Education

DFEI Faculty Fellow



University of Colorado
Colorado Springs



University of Colorado
Boulder | Colorado Springs | Denver | Anschutz Medical Campus

Cyber Ethics Overview

- Ethics are the rules or standards that govern conduct. How do I live my life and make my decisions?
- Cyber ethics definition?
 - Think-Pair-Share

C3 Framework

- Cyber Ethics, Cyber Safety & Cyber Security

CYBER-ETHICS

Legal and Ethical Issues:

Students recognize and practice responsible and appropriate use while accessing, using, and information technology. Students demonstrate an understanding of current ethical and systems, digital media and information technology within the context of today's society.

	BASIC	INTERMEDIATE
A. Understand and follow acceptable use policies (school, home and community), and understand the personal and societal consequences of inappropriate use.	<ul style="list-style-type: none">• Understand and follow acceptable use policies (e.g., school, home, and community settings).• Discuss basic issues related to responsible use of technology, technology systems, digital media and information technology, and describe personal consequences of inappropriate use*	<ul style="list-style-type: none">• Understand and use policies (e.g., community settings).• Demonstrate responsible use of technology, technology systems, digital media and information technology in different settings (school, home, and community settings) and analyze personal and societal consequences of inappropriate use.

WWW Decision Checklist

- Decision checklist to help reinforce responsible behavior and safe/secure Internet activities.
 - W: Who is asking for this personal information?
 - W: What information is being requested?
 - W: Why do they need this personal information?

A few effective tips

#1

- Draw parallels between the real world and the electronic world. Make direct comparisons between what students do on the Internet and how they behave in their daily lives.

If you could be anyone...




Photo Credit:
iStockPhotos

Captain America, New York City

[Back to My Matches](#)

Enjoy all the benefits of eHarmony - [Subscribe Now!](#)



The one thing Capt. is most passionate about:

Freedom

Next Steps

Interested in Captain's profile? Send a message and get to know him better.

Send him a Message

[Send an eHarmony Mail](#)

[Send FREE Icebreaker](#)

About Me

Icebreakers

Mailbox

[Personality Profile](#)

Next Step: [Send him a Message](#)

Basic Information

Occupation: Crime Fighter

Ethnicity: White, non-Hispanic

Age: Top Secret

Religion: Christian

Height: 6'2"

Drinks: Never

Wants Kids: Yes

Smokes: Never

Likes Nazis: NO

Something to Talk About™

Like you, Capt....

is a sports fan and enjoy watching the Olympics, especially discus

loves American cheese

spends most of his spare time Fighting For His Country

thinks the best thing to do with money is invest in the military

A new site just for you...



Photo Credit: eHarmony

#2

- Involve students in constructive activities. Ask them to develop rules for a classroom acceptable use policy, for example.

S

SAFE

Keep safe by being careful not to give out personal information – such as your full name, email address, phone number, home address, photos or school name – to people you are chatting with online.



M

MEETING

Meeting someone you have only been in touch with online can be dangerous. Only do so with your parents' or carers' permission and even then only when they can be present.



A

ACCEPTING

Accepting emails, IM messages, or opening files, pictures or texts from people you don't know or trust can lead to problems – they may contain viruses or nasty messages!



R

RELIABLE

Information you find on the internet may not be true, or someone online may be lying about who they are.



T

TELL

Tell your parent, carer or a trusted adult if someone or something makes you feel uncomfortable or worried, or if you or someone you know is being bullied online.

**THINK
U
KNOW**
co.uk

You can report online abuse to the police at www.thinkuknow.co.uk



000179

#3

- Reinforce proper behavior. Treat offenses as mistakes rather than "crimes," especially in the beginning.

ALL DIGITAL CITIZENS

PROTECT PRIVATE INFORMATION

for themselves
and others.

RESPECT THEMSELVES AND OTHERS

in online communities.

STAY SAFE ONLINE

by listening to
their gut feelings.

STAND UP TO CYBERBULLYING

when they
see it happening.

BALANCE THE TIME

they spend using
media and doing
other activities.

For information and resources about digital citizenship,
visit www.commonsense.org/educators.

common sense
media

Photo Credit:
Common Sense Media

#4

- Assign students to work with technology buddies, other students who have already worked with technology and will set a good example.



Photo Credit:
iStockPhotos

#5

- Take advantage of every teachable moment. You can't overstate the issue.

BEFORE YOU



think

t=is it true?

h=is it helpful?

i=is it inspiring?


n=is it necessary?

k=is it kind?

Photo Credit:
ThinkKindness.org

#6

- Don't model inappropriate behavior.

A close-up photograph of a hand holding a small, rectangular, off-white sticky note. The note is held over a black computer keyboard. The text on the note is written in blue ink. The word "PASSWORD:" is written in all caps on the first line, and the numbers "123456" are written on the second line. The keyboard keys visible include 'Q', 'W', 'E', 'R', 'T', 'Y', 'U', 'I', 'O', 'P', 'A', 'S', 'D', 'F', 'G', 'H', 'J', 'K', 'L', 'Z', 'X', 'C', 'V', 'B', 'N', 'M', and the '2' key with a tilde symbol. The background is slightly blurred, showing a wooden desk surface.

PASSWORD:
123456

Photo Credit:
iStockPhotos

#7

- Instill a sense of responsibility, point out the real costs of misusing technology, and express a belief in students' ability to handle technology properly. Students will live up to or down to your expectations.




Photo Credit:
Pirillo & Fitz

Tips

- While many think cyberspace is separate or not as relevant, our online and offline lives are rapidly merging together as never before. Make this point to your students via “What if?” questions.

What If...

- "What if you found a housekey with someone's address on it? Would you try the key in the front door to break into their house?"
- "What if you saw a student's combination to his/her locker? Would you break in and steal stuff?"
- "What if you had a key to your house? Would you print your address on it, and give copies of it to strangers you pass in the street?"

Small Group Activity



University of Colorado
Colorado Springs



University of Colorado
Boulder | Colorado Springs | Denver | Anschutz Medical Campus

Spotlight on Cyber Bullying



Photo Credit:
Stop Bullying.Gov

Resources

- <https://www.stopbullying.gov/>
- <https://staysafeonline.org/>
- <http://www.connectsafely.org/>
- <http://www.netismartz.org/internetsafety>
- <https://www.edutopia.org/>
- <https://www.colorado.gov/pacific/cssrc/internet-safety-digital-responsibility>

Scott Kupferman

- Office: Columbine 3041
- Email: skupferm@uccs.edu

Roundtable Discussion

Cyberethics quiz/discussion

Other questions?